

**2018**

- **Enterprise Extras** •••
  - One additional driver FREE!
    - Unlimited Miles
  - Rates include all taxes and fees  
More Locations!

**PIER SHUTTLE**

**Please See NEW Cruise Ship Shuttle Schedule last page.**

**Below Rates Valid for the Following Locations:**

**OAHU - Honolulu Airport**

**MAUI - Kahului Airport & JHM West Maui Airport**

**KAUAI - Lihue Airport**

**BIG ISLAND - Kona Airport & Hilo Airport**

**Value Season Rates:** 1/1/18-2/7/18, 4/1/18-6/20/18, 8/19/18-9/30/18, 11/25/18-12/15/18

**Regular Season Rates:** 2/18/18-3/7/18, 6/21/18-8/18/18, 10/1/18-11/24/18

**Peak Season Rates:** 2/8/18-2/17/18, 3/8/18-3/31/18

<b>Car Class</b>	<b>VALUE Daily Rate</b>	<b>VALUE Weekly Rate</b>	<b>REGULAR Daily Rate</b>	<b>REGULAR Weekly Rate</b>	<b>PEAK Daily Rate</b>	<b>PEAK Weekly Rate</b>	<b>Daily Rates 12/16/18 - 12/31/18</b>	<b>Weekly Rates 12/16/18 - 12/31/18</b>	<b>Max Pax</b>
<b>Economy</b>	\$64	\$333	\$69	\$350	\$89	\$443	\$89	\$478	4
<b>Compact</b>	\$66	\$335	\$70	\$354	\$90	\$449	\$90	\$492	5
<b>Midsize</b>	\$68	\$344	\$71	\$364	\$92	\$471	\$93	\$502	5
<b>Standard</b>	\$74	\$370	\$77	\$392	\$101	\$501	\$101	\$530	5
<b>Full Size</b>	\$74	\$370	\$77	\$392	\$101	\$501	\$101	\$530	5
<b>Premium</b>	\$123	\$567	\$128	\$584	\$138	\$617	\$138	\$617	5
<b>Luxury</b>	\$140	\$618	\$143	\$666	\$148	\$736	\$148	\$736	5
<b>Convertible</b>	\$135	\$602	\$138	\$650	\$148	\$704	\$148	\$728	4
<b>Mini-Van</b>	\$140	\$604	\$153	\$674	\$158	\$746	\$158	\$774	7
<b>2 Door Jeep</b>	\$142	\$639	\$146	\$689	\$154	\$773	\$154	\$812	4
<b>4 Door Jeep</b>	\$168	\$755	\$172	\$816	\$183	\$916	\$183	\$963	5
<b>Midsize SUV</b>	\$110	\$548	\$118	\$603	\$158	\$791	\$128	\$712	5
<b>Standard SUV</b>	\$117	\$582	\$125	\$638	\$162	\$826	\$148	\$746	5
<b>Full Size SUV</b>	\$138	\$688	\$147	\$743	\$191	\$966	\$191	\$1,007	7
<b>Premium SUV</b>	\$153	\$758	\$160	\$813	\$219	\$1,037	\$219	\$1,080	8

***“PREVENT THEFT: REMOVE VALUABLES FROM YOUR RENTAL CAR AND ALWAYS LOCK THE DOORS”.***

Below Rates Valid for off Airport Locations: Please see list page 8.

Value Season Rates: 4/1/17-6/10/17, 9/1/17-9/30/17, 11/22/17-12/16/17

Regular Season Rates: 2/23/17-3/31/17, 6/11/17-6/25/17, 8/20/17-8/31/17, 10/1/17-11/21/17

Peak Season Rates: 6/26/17-8/19/17, 12/17/17-12/31/17

Car Class	VALUE Daily Rate	VALUE Weekly Rate	REGULAR Daily Rate	REGULAR Weekly Rate	PEAK Daily Rate	PEAK Weekly Rate	Daily Rates 12/16/18 - 12/31/18	Weekly Rates 12/16/18 - 12/31/18	Max Pax
Economy	\$44	\$227	\$48	\$245	\$68	\$339	\$68	\$372	4
Compact	\$45	\$231	\$50	\$249	\$69	\$345	\$69	\$388	5
Midsize	\$46	\$238	\$51	\$258	\$71	\$366	\$71	\$396	5
Standard	\$52	\$266	\$57	\$287	\$80	\$396	\$80	\$424	5
Full Size	\$52	\$266	\$57	\$287	\$80	\$396	\$80	\$424	5
Premium	\$94	\$428	\$99	\$443	\$111	\$477	\$111	\$477	5
Luxury	\$112	\$478	\$116	\$526	\$120	\$596	\$120	\$596	5
Convertible	\$107	\$461	\$111	\$509	\$120	\$563	\$120	\$587	4
Mini-Van	\$112	\$464	\$125	\$534	\$129	\$605	\$129	\$634	7
2 Door Jeep	\$114	\$498	\$117	\$549	\$125	\$633	\$125	\$671	4
4 Door Jeep	\$136	\$567	\$140	\$622	\$148	\$747	\$148	\$788	5
Midsize SUV	\$82	\$407	\$90	\$462	\$99	\$514	\$99	\$572	5
Standard SUV	\$89	\$442	\$98	\$497	\$120	\$556	\$120	\$605	5
Full Size SUV	\$111	\$548	\$118	\$603	\$162	\$826	\$162	\$867	7
Premium SUV	\$124	\$617	\$132	\$672	\$191	\$897	\$191	\$941	8

RATES LISTED INCLUDE ALL TAXES AND UNLIMITED FREE MILES! FOR TRAVEL THAT FALLS BETWEEN SEASONS, THE OPENING OF THE CONTRACT DETERMINES THE RATE!

All fees and conditions are subject to change without notice.































































Enterprise rental cars are not available on Molokai or Lanai.




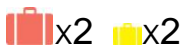












Rates are based on 24-hour segments with each island opening and closing its own rental agreement. All Cars are equipped with air-conditioning and automatic transmission.





These rates can only be obtained when purchased through All About Hawaii **PRIOR TO THE START** of your clients' tour. **Enterprise Rent-A-Car** rack rates apply for all extensions. All prices and car models are subject to change without notice.

Partially used or totally unused rentals are nonrefundable beginning the day of departure. Changes, additions or extensions are not allowed by All About Hawaii once travel has commenced! Additional days car rental may be purchased direct Enterprise Rent-A-Car in Hawaii.

**"PREVENT THEFT: REMOVE VALUABLES FROM YOUR RENTAL CAR AND ALWAYS LOCK THE DOORS".**

Car Class	Image	Capacity	Seat Belts	Luggage
<b>Economy</b> <b>Mitsubishi Mirage</b> or similar		 x2  x2	 x4	 x1  x1
<b>Compact</b> <b>Nissan Versa</b> or similar		 x2  x3	 x5	 x1  x1
<b>Midsize</b> <b>Hyundai Elantra</b> or similar		 x3  x2	 x5	 x1  x1
<b>Standard</b> <b>Kia Soul</b> or similar		 x4  x1	 x5	 x2  x2
<b>Fullsize</b> <b>Toyota Camry</b> or similar		 x4  x1	 x5	 x3
<b>Premium</b> <b>Nissan Maxima</b> or similar		 x4  x1	 x5	 x2  x2
<b>Luxury</b> <b>Cadillac XTS</b> or similar		 x4  x1	 x5	 x2  x2
<b>Convertible</b> <b>Ford Mustang</b> or similar		 x2  x2	 x4	 x2
<b>Minivan</b> <b>Dodge Grand Caravan</b> or similar		 x7	 x7	 x3  x2
<b>2 Door Jeep</b> <b>Jeep Wrangler</b> or similar		 x2  x2	 x4	 x1  x2
<b>4 Door Jeep</b> <b>Jeep Wrangler Unlimited</b> or similar		 x5	 x5	 x2  x2

Car Class	Image	Capacity	Seat Belts	Luggage
<b>Midsize SUV</b> <b>Toyota RAV4</b> or similar				
<b>Standard SUV</b> <b>Hyundai Santa Fe</b> or similar				
<b>Fullsize SUV</b> <b>Chevrolet Tahoe</b> or similar				
<b>Premium SUV</b> <b>Chevrolet Suburban</b> or similar				

<b>Car Capacity</b>			<b>Large Luggage</b>	<b>Small Luggage</b>
<b>Adult</b>	<b>Children</b>	<b>Seatbelts</b>		
				

**“PREVENT THEFT: REMOVE VALUABLES FROM YOUR RENTAL CAR AND ALWAYS LOCK THE DOORS”.**



## Terms & Conditions

**Renters must be at least 21 years of age at time of rental with a valid driver license and major credit or debit card in the driver's name. Enterprise has the right to refuse a customer a car if their driving record is unsuitable to Alamo standards.**

**Optional Loss Damage Waiver (LDW), Supplemental Liability Insurance (SLI), Personal Accident and Effects Coverage (PAE) and Road Side Assistance Program (RAP) are not included. All parking charges and traffic violations are renter's responsibility.**

**Reservation: Driver's name**, must be the **lead name** on car reservations to process correctly!

**Security Deposits: MAJOR CREDIT/DEBIT CARD** in driver's name is required at the time of rental. Credit cards honored are American Express, Diner's Club, MasterCard, VISA, Discover and JCB. Debit cards with the VISA, MasterCard or Discover Card logo are acceptable.

**Additional Drivers:** The above rates include one (1) additional driver FREE. All other additional drivers will be assessed an additional fee of \$14.99 per day plus tax per additional driver. Additional drivers will be required to present a valid license and credit card in their name at the time of rental. Additional drivers 21-24 will be subject to both the additional driver fee plus the underage fee below.

**Minimum Age:** Minimum age of each driver is 21 years. A surcharge of \$25.00 plus tax per day per driver applies to all primary or secondary drivers 21-24 years of age. Only one underage driver allowed per rental.

**Fuel Policy: Enterprise Rent-A-Car** offers two fuel options:

- a.) A full tank of gas can be purchased at the time of rental. The Service is convenient because the renter does not have to worry about taking time to stop and refuel before returning the car (there is no credit for remaining fuel).
- b.) The vehicle is rented with a full tank and the renter is responsible for refueling at the end of the rental. **Enterprise Car Rental** provides refueling service at time of return for one-stop, one receipt convenience.

**Overtime Charges:** There is a 59 minute grace period when returning the rental car. If a customer extends the rental any time after the vehicle has been picked up at the rental location, regardless if an additional voucher is presented, clients will be assessed prevailing **Enterprise Rent-A-Car** rates. These fees will be payable to **Enterprise Rent-A-Car** by the customer.

**Child Car Seats:** State laws require the use of seatbelts and child restraint seats. Seatbelts and child restraint seats can save lives. We urge you to use them. To avoid serious injury or even death, use child restraint seats only in the back seat of the vehicle. Older children who do not use child restraint seats should ride properly buckled-up in the back seat. Alamo offers booster, child and infant seats which should be requested at time of reservation. A fee of \$10.99 plus tax per day with a maximum of \$60.00 per seat will be charged. Infant seats should be requested at time of reservation. In the event the a seat is not returned at the end of the rental, a fee will be assessed to the renter. Rates subject to change without notice.

**Specific Models:** Are not guaranteed and may not be available on all islands, an equivalent model may be substituted.

**Maximum Passengers:** Hawaii Law requires all passengers in a vehicle must have a seat belt to use.

**International Drivers:** National requires a country of origin driver's license to rent to international visitors. If the driver's license is not in English, they will need to provide an international permit, both must be presented at time of check-in.

**Driving Areas:** Vehicles must be returned to the location from which they were rented or drop-off charges may apply. Driving on unpaved roads voids Damage Waiver (DW) coverage.

**Drop Charges:** Drop charges apply for **Enterprise Rent-A-Car in Hawaii**  
**UNAUTHORIZED VEHICLE DROP FEES** – If client drops their vehicle at a location that was not arranged in advance, an Unauthorized Vehicle Drop Fee will be charged.

### **Additional Items:**

**DAMAGE WAIVER (DW):** DW if elected, waives the renter's and authorized driver(s) responsibility for loss or damage to the rental vehicle up to the full value of the vehicle including administrative and loss of use fees. DW does not cover unauthorized drivers and is void if the Renter or Authorized Driver(s) engage in any of the Prohibited uses and violations. **Current rate is \$31.99 plus GET tax per day and payable in Hawaii.**

#### **PAI/PEC (Personal Accident Insurance / Personal Effects Coverage)**

PAI provides you and your passengers with Accidental Death, Accident Medical Expenses and Ambulance Expense benefits. PEC insures the personal effects of Renter, or any member of Renter's immediate family who permanently resides in your household and who is traveling with you, against risks of loss or damage while in transit or in a building (other than your personal residence), or locked in the Vehicle.

PAI Benefits: Renter Passenger

Accidental Death, Not to exceed \$100,000 \$10,000

Accident Medical Expenses, Not to exceed \$3,500 \$3,500

Accident Ambulance Expense, Not to exceed \$150 \$150

Accident Aggregate, not to exceed \$130,000 per accident.

#### **PEC Benefits:**

\$600 per person; \$1,800 maximum coverage for all covered individuals during the Rental Period.

\$1,800 maximum coverage for all covered individuals during the Rental Period.

**Current rate is between \$5.00 and \$12.00 plus tax per day and payable in Hawaii (Depending on the number of seatbelts in the rented vehicle).**



**SUPPLEMENTAL LIABILITY PROTECTION (SLP)** Licensee locations - Unless Supplement Liability Insurance is included in the tour package purchased by the customer, **Enterprise Car Rental** offers Supplemental Liability Insurance which provides primary protection for liability claims against the Renter and authorized drivers for injury/death or property damage. SLI provides liability protection up to \$1,000,000 USD, minimizing the risk to the Renter's personal assets. It is also primary over any other insurance the renter might have. SLI is subject to the terms and conditions of the rental contract and the applicable policy and may not be available in all areas. **Current rate is \$11.99 plus tax per day and payable in Hawaii.**

**GPS (GLOBAL POSITIONING SYSTEM):** GPS navigational systems are available at an additional cost per day and are subject to availability. **Current rate is \$12.99 plus tax per day. \$69.65 plus tax per week. \$179.99 plus tax maximum for longer rentals. GPS rentals are payable in Hawaii.**

**ROADSIDE ASSISTANCE PROTECTION (RAP):** RAP is available at additional cost and payable in Hawaii. RAP is void and of no effect if, at the time of the incident necessitating roadside assistance, the renter (or an Authorized Driver) were in violation of the rental agreement, including, without limitation, the Prohibited Uses and Violations set forth therein. In such cases, roadside assistance will be available, but standard charges may apply. RAP includes the following:



- Key replacement: replacement keys or a locksmith will be sent
- Flat Tire: if the vehicle's spare tire is installed and serviceable, it will be installed to replace a flat tire. If no inflated spare tire is available, the vehicle will be towed in accordance with the towing provision.
- Towing: Towing charges will be covered at no additional cost should the vehicle be inoperable.
- Jump start: A battery boost will be provided in an attempt to start the vehicle.
- Lockout service: If the keys are locked inside the vehicle, service will be sent to gain entrance.
- Fuel delivery: A limited supply of gasoline will be delivered to the vehicle to enable you to reach the nearest open service station. (Up to three gallons or equivalent liters). **Current rate is \$5.99 plus tax per day and payable in Hawaii.**


**Rental Terms, Conditions and Prices are subject to change without notice and may vary by location. Current Tax is 4.712% Oahu and 4.166% for the neighbor islands.**


***"PREVENT THEFT: REMOVE VALUABLES FROM YOUR RENTAL CAR AND ALWAYS LOCK THE DOORS".***




## OAHU LOCATIONS


-  **HONOLULU INTERNATIONAL AIRPORT (HHLT61)** **HNL**  
3255 AOOLELE ST • HONOLULU, HI 96819 USA  
**Hours:** Sun: 06:00 am - 11:00 pm  
Mon-Fri: 06:00 am - 11:00 pm  
Sat: 06:00 am - 11:00 pm  
**Phone:** 808.836.2213  
**Shuttle Service available Airport to and from Enterprise Nimitz location only.**
-  **KAKAAKO ALAMOANA (E13611)** **KAK**  
677 ALA MOANA BLVD STE 100 • HONOLULU, HI 96813 USA  
**Hours:** Sun: Closed  
Mon-Fri: 7:30 am – 6:00 pm  
Sat: 9:00 am – 12:00 noon  
**Phone:** 808.536.1555  
**Shuttle Service available:**  
**Kakaako Ala Moana to and from Pier.**
-  **ALA MOANA - (E13604)** **ALA**  
1221 KAPIOLANI BLVD #SUITE 114 • HONOLULU, HI 96814 USA  
**Hours:** Sun: Closed  
Mon-Fri: 7:30 am – 6:00 pm  
Sat: 9:00 am – 12:00 noon  
**Phone:** 808.591.1449
-  **KO OLINA MARRIOTT (HNL62)** **KOO**  
92-161 WAIPAHE PLACE • KAPOLEI, HI 96707  
**Hours:** Sun: 07:00 am 03:00 pm  
Mon-Fri: 07:00 am 04:00 pm  
Sat: 07:00 am 03:00 pm  
**Phone:** 808.671.2770
-  **OUTRIGGER REEF (HNL61)** **REE**  
2169 KALIA ROAD • HONOLULU, HI 96815  
**Hours:** Sun: 07:00 am 03:00 pm  
Mon-Fri: 07:00 am 03:00 pm  
Sat: 07:00 am 03:00 pm  
**Phone:** 808.923.2065
-  **NORTH SHORE TURTLE BAY (E13619)** **TUR**  
57-091 KAMEHAMEHA HIGHWAY, KAHUKU, HI 96731  
**Hours:** Sun: 09:00 am 01:00 pm  
Mon-Fri: 08:00 am 04:00 pm  
Sat: 09:00 am 01:00 pm  
**Phone:** 808.293.9102

 **WAIKIKI DISCOVERY BAY (HNLC62)** **WKK**  
1778 ALA MOANA BOULEVARD, SUITE 202, HONOLULU, HI 96815  
**Hours:** Sun: 08:00 am - 05:00 pm  
Mon-Fri: 07:30 am - 06:00 pm  
Sat: 08:00 am - 05:00 pm  
**Phone:** 808.979.2600


 **WAIKIKI KAIULANI - (HNLC63)** **KIA**  
151 KAIULANI AVE • HONOLULU, HI 96815 USA  
**Hours:** Sun: 07:00 am 08:00 pm  
Mon-Fri: 07:00 am 08:00 pm  
Sat: 07:00 am 08:00 pm  
**Phone:** 808.926.6020


 **WAIKIKI SEASIDE AVE (HNLC61)** **WSS**  
445 SEASIDE AVENUE, SUITE 3C, HONOLULU, HI 96815  
**Hours:** Sun: 08:00 am - 05:00 pm  
Mon-Fri: 07:30 am - 06:00 pm  
Sat: 08:00 am - 05:00 pm  
**Phone:** 808.922.0090


## MAUI LOCATIONS


 **Grand Wailea (OGGR64)** **GRA**  
3850 Wailea Alanui Drive • Wailea , HI 96753-8443 USA  
**Hours:** Sun-Sat: 07:30 am 11:00 am & Sun-Sat: 11:30 am 04:00 pm  
**Phone:** (888) 826-6890 ext: MAIN  
(808) 891-3957 ext: LOCAL  
**Fax:** (808) 661-1387


 **KAHULUI AIRPORT (OGGT61)** **OGG**  
740 KAONAWAI PLACE • KAHULUI, HI 96732  
**Hours:** Sun: 06:00 am - 12:00 midnight  
Mon-Fri: 06:00 am - 12:00 midnight  
Sat: 06:00 am - 12:00 midnight  
**Phone:** 808.871.6982


 **KAPALUA AIRPORT OFF SITE (JHMO61)** **JHM**  
2605 KAAPALI PARKWAY, SUITE 3 • LAHAINA, HI 96761  
**Hours:** Sun: 07:00 am - 05:00 pm  
Mon-Fri: 07:00 am - 05:00 pm  
Sat: 07:00 am - 05:00 pm  
**Phone:** 808.661.8804

 **ANDAZ MAUI, WAILEA (OGGR62)** **AMW**  
3550 WAILEA ALANUI DRIVE • KIHEI, HI 96753  
**Hours:** Sun: 08:00 am - 04:00 pm  
Mon-Fri: 08:00 am - 05:00 pm  
Sat: 08:00 am - 04:00 pm  
**Phone:** 808.874.9607


 **HANA HOTEL (E13626)** **HAN**  
5031 HANA HIGHWAY • HANA, HI 96713  
**Hours:** Sun: 07:00 am - 05:00 pm  
Mon-Fri: 07:00 am - 05:00 pm  
Sat: 07:00 am - 05:00 pm  
**Phone:** 808.871.1511


 **KAHULUI (E13620)** **KAH**  
40 HANA HIGHWAY • KAHULUI, HI 96732  
**Hours:** Sun: Closed  
Mon-Fri: 07:00 am - 05:00 pm  
Sat: 09:00 am - 12:00 noon  
**Phone:** 808.871.1511


 **KIHEI (OGGS61)** **KIH**  
1280 SOUTH KIHEI ROAD • KIHEI, HI 96753  
**Hours:** Sun: 08:00 am - 04:00 pm  
Mon-Fri: 08:00 am - 05:00 pm  
Sat: 08:00 am - 04:00 pm  
**Phone:** 808.874.9607


 **WAILEA KIHEI MAKENA RST (OGGR61)** **WKM**  
5400 MAKENA ALANUI • WAILEA-MAKENA, HI 96753  
**Hours:** Sun: 08:00 am - 04:00 pm  
Mon-Fri: 08:00 am - 05:00 pm  
Sat: 08:00 am - 04:00 pm  
**Phone:** 808.879.9979


## **BIG ISLAND LOCATIONS**

 **HILO INTERNATIONAL AIRPORT (ITOT61)** **ITO**  
HILO INTERNATIONAL AIRPORT • 1363 KEKUANA OA ST • Hilo, Hawaii 96720  
**Hours:** Sun: 06:00 am 08:30 pm  
Mon-Fri: 06:00 am 08:30 pm  
Sat: 06:00 am 08:30 pm  
**Phone:** 808.933.9683


 **KONA INTERNATIONAL AIRPORT (KOAT61)** **KOA**  
73-196 A'ULEPE STREET • Kona, HI 96740  
**Hours:** Sun: 07:00 am - 10:30 pm  
Mon-Fri: 07:00 am - 10:30 pm  
Sat: 07:00 am - 10:30 pm  
**Phone:** 808.334.1810


 **HILO (E13632)** **HLO**  
875 KANOELEHUA AVENUE • HILO, HI 96720  
**Hours:** Sun: Closed  
Mon-Fri: 07:30 am - 04:00 pm  
Sat: 09:00 am - 12:00 noon  
**Phone:** 808.934.0359

 **KAILUA (E13610)** **HAM**  
134A HAMAKUA DRIVE • KAILUA, HI 96734  
**Hours:** Sun: Closed  
Mon-Fri: 08:00 am - 06:00 pm  
Sat: 09:00 am - 12:00 noon  
**Phone:** 808.261.4282

 **KONA (E13630)** **KON**  
74-5583 LUHIA STREET • KAILUA-KONA, HI 96740  
**Hours:** Sun: Closed  
Mon-Fri: 08:00 am - 06:00 pm  
Sat: 09:00 am - 12:00 noon  
**Phone:** 808.331.2509

## KAUAI LOCATIONS

 **LIHUE AIRPORT (LIHT61)** **LIH**  
3073 AUKELE STREET • LIHUE, HI 96766  
**Hours:** Sun: 06:00 am - 10:45 pm  
Mon-Fri: 06:00 am - 10:45 pm  
Sat: 06:00 am - 10:45 pm  
**Phone:** 808.246.0204

 **KOLOA LANDING (LIHR61)** **KOL**  
2641 POIPU ROAD • KOLOA, HI 96756  
**Hours:** Sun: Closed  
Mon-Fri: 08:00 am - 05:00 pm  
Sat: 08:00 am - 06:00 pm  
**Phone:** 808.742.9395



**KAUAI MARRIOTT \*NO APT/PIER SVC\* (E13643)**

**MAR**

3610 RICE STREET, SUITE 14 • LIHUE, HI 96766

**Hours:** Sun: 08:00 am - 04:00 pm  
Mon-Fri: 08:00 am - 05:00 pm  
Sat: 08:00 am - 04:00 pm

**Phone:** 808.245.7252

## CRUISE SHIP/PIER SHUTTLE SERVICE

### OAHU

#### **Alamo/National Discovery Bay-Waikiki**

*\*\*Enterprise customers serviced on Sundays until 5pm*

1778 Ala Moana Blvd., Honolulu, HI 96815

Ph: 888-826-6893

**Pick-Ups:** 8:30 am -7:00 pm Daily

Shuttle runs every hour, on the hour.

**Drop-Offs:** 8:30 pm - 7:00 pm Daily

Shuttle runs every hour, on the hour.

#### **Enterprise Kakaako (near pier)**

677 Ala Moana Blvd. Ste. 100

Honolulu, HI 96813

Ph: 808-536-1555

**Please call for pick up (Monday-Friday 8:00-5:30pm)**

Saturday -9am - 3pm

Sunday No pick up service

### MAUI

#### **Alamo Kahului Airport**

905 Mokuea Place

Kahului, HI 96732

Ph: 808-871-6235

No Pier Shuttle Service As of April 1,2017

#### **National Kahului Airport**

908 E Mokuea Place

Kahului, HI 96732

Ph: 808-871-8851

No Pier Shuttle Service As of April 1,2017

#### **Enterprise Kahului Airport**

740 Kaonawai Place

Kahului, HI 96732

Ph: 808-871-6982

No Pier Shuttle Service As of April 1,2017

#### **Enterprise Sheraton Kaanapali**

2605 Kaanapali Parkway, Suite 3

Lahaina, HI 96761

Ph: 808-661-8804

No Pier Shuttle Service As of April 1,2017

#### **Alamo/National**

30 Halawai Drive, Suite C

Lahaina, HI 96761

Ph: 808-661-7181

No Pier Shuttle Service As of April 1,2017

### KAUAI

#### **Enterprise, Alamo, National Lihue Airport**

3276 Hoolimalima Place

Lihue, HI 96766

Ph: 808-246-0645

**Pick-Ups:** 8:00 am - 11:00 am

Shuttle runs consistently; about a 15-20 min. wait.

**Drop-Offs:** Shuttle returns every hour on the hour until the ship departs or latest 8:00 pm

### BIG ISLAND

#### **Enterprise, Alamo, National Hilo**

875 Kanoelehua Avenue

Hilo, HI 96720

Ph: 808-934-0359

**Pick-Ups and Drop-Offs:** 7:00 am - 5:00 pm daily

Shuttle runs consistently; about a 15-20 min. wait.

#### **Enterprise Kailua-Kona**

74-5583 Luhia Street

Kailua-Kona, HI 96740

Ph: 808-331-2509

**Please call for pick up.**

#### **Alamo Kona**

**Does not service pier.**