



2018

Alamo Rent A Car provides a wide selection of quality vehicles for your leisure or business car rental needs from economy and compact car models, to convertibles, SUVs, and minivans as well as specialty cars on all of the Hawaiian Islands except Lanai. Alamo brings exceptional rental car rates and variety to every car rental reservation.



Only from Alamo!

The self-service kiosk makes the rental process quick and easy.

How it works

- Skip the rental counter
- Check-in at the kiosk
- Show rental agreement and driver's license at the exit booth
- Start Vacation!

Available:

Honolulu, Kahului, Lihue, Kona

Note: Swipeable Drivers License with magnetic strip required for Kiosk use! U.S. and Canada only.

••• Alamo Extras •••

One additional driver FREE! • Unlimited Miles
No Drop Charges • Rates include all taxes and fees

PIER SHUTTLE

Please See Cruise Ship Shuttle Schedule last page.



Below Rates Valid for the Following Locations:
 OAHU - Honolulu Airport
 MAUI - Kahului Airport & JHM West Maui Airport
 KAUAI - Lihue Airport
 BIG ISLAND - Kona Airport & Hilo Airport

Value Season Rates: 1/1/18-2/7/18, 4/1/18-6/20/18, 8/19/18-9/30/18, 11/25/18-12/15/18
 Regular Season Rates: 2/18/18-3/7/18, 6/21/18-8/18/18, 10/1/18-11/24/18
 Peak Season Rates: 2/8/18-2/17/18, 3/8/18-3/31/18

Car Class	VALUE Daily Rate	VALUE Weekly Rate	REGULAR Daily Rate	REGULAR Weekly Rate	PEAK Daily Rate	PEAK Weekly Rate	Daily Rates 12/16/18 - 12/31/18	Weekly Rates 12/16/18 - 12/31/18	Max Pax
Economy	\$42	\$222	\$47	\$239	\$66	\$330	\$66	\$363	4
Compact	\$44	\$225	\$48	\$243	\$68	\$336	\$68	\$377	5
Midsize	\$45	\$232	\$50	\$252	\$69	\$357	\$69	\$386	5
Standard	\$51	\$260	\$54	\$280	\$78	\$386	\$78	\$413	5
Full Size	\$51	\$260	\$54	\$280	\$78	\$386	\$78	\$413	5
Premium	\$92	\$416	\$96	\$431	\$107	\$465	\$107	\$465	5
Luxury *	\$110	\$465	\$112	\$512	\$117	\$579	\$117	\$579	5
Convertible	\$105	\$449	\$107	\$496	\$117	\$548	\$117	\$570	4
Mini-Van	\$110	\$452	\$122	\$520	\$125	\$588	\$125	\$616	7
2 Door Jeep	\$111	\$485	\$114	\$534	\$123	\$615	\$123	\$653	4
4 Door Jeep*	\$132	\$551	\$136	\$605	\$143	\$726	\$143	\$765	5
Midsize SUV	\$80	\$396	\$88	\$450	\$96	\$501	\$96	\$556	5
Standard SUV	\$87	\$431	\$95	\$484	\$117	\$542	\$117	\$588	5
Full Size SUV **	\$107	\$533	\$116	\$586	\$158	\$803	\$158	\$843	7
Premium SUV**	\$120	\$600	\$129	\$654	\$185	\$872	\$185	\$915	8
15 Pax Van ** *	\$215	\$1,079	\$285	\$1,432	\$324	\$2,103	\$324	\$2,211	15

**** Limited Availability**

Seasonal Promotional Specials will be available throughout the year.

“PREVENT THEFT: REMOVE VALUABLES FROM YOUR RENTAL CAR AND ALWAYS LOCK THE DOORS”.

Below Rates Valid for the Following Locations: Molokai Airport, Waikiki Discovery Bay, Aulani a Disney Resort & Spa (KoOlina), Waikiki Kaiulani and Hilton Waikoloa Village.

Value Season Rates: 1/1/18-2/7/18, 4/1/18-6/20/18, 8/19/18-9/30/18, 11/25/18-12/15/18
Regular Season Rates: 2/18/18-3/7/18, 6/21/18-8/18/18, 10/1/18-11/24/18
Peak Season Rates: 2/8/18-2/17/18, 3/8/18-3/31/18

Car Class	VALUE Daily Rate	VALUE Weekly Rate	REGULAR Daily Rate	REGULAR Weekly Rate	PEAK Daily Rate	PEAK Weekly Rate	Daily Rates 12/16/18 - 12/31/18	Weekly Rates 12/16/18 - 12/31/18	Max Pax
Economy	\$63	\$324	\$68	\$341	\$87	\$432	\$87	\$465	4
Compact	\$64	\$327	\$69	\$345	\$88	\$438	\$88	\$479	5
Midsize	\$65	\$334	\$70	\$354	\$89	\$459	\$89	\$488	5
Standard	\$71	\$362	\$75	\$382	\$99	\$488	\$99	\$515	5
Full Size	\$71	\$362	\$75	\$382	\$99	\$488	\$99	\$515	5
Premium	\$119	\$552	\$124	\$567	\$135	\$600	\$135	\$600	5
Luxury *	\$136	\$602	\$140	\$647	\$144	\$716	\$144	\$716	5
Convertible	\$131	\$585	\$135	\$632	\$144	\$683	\$144	\$707	4
Mini-Van	\$136	\$587	\$149	\$656	\$153	\$725	\$153	\$753	7
2 Door Jeep	\$138	\$622	\$141	\$670	\$149	\$752	\$149	\$789	4
4 Door Jeep*	\$164	\$735	\$167	\$794	\$177	\$891	\$177	\$936	5
Midsize SUV	\$107	\$533	\$116	\$586	\$153	\$770	\$124	\$692	5
Standard SUV	\$114	\$567	\$122	\$621	\$158	\$803	\$144	\$725	5
Full Size SUV **	\$135	\$669	\$142	\$723	\$185	\$939	\$185	\$978	7
Premium SUV**	\$148	\$737	\$156	\$790	\$213	\$1,007	\$213	\$1,050	8
15 Pax Van ** *	\$242	\$1,215	\$312	\$1,568	\$352	\$2,240	\$352	\$2,348	15

* Not available at Molokai Airport

** Limited Availability

RATES LISTED INCLUDE ALL TAXES AND UNLIMITED FREE MILES! FOR TRAVEL THAT FALLS BETWEEN SEASONS, THE OPENING OF THE CONTRACT DETERMINES THE RATE!

All fees and conditions are subject to change without notice.







No Alamo rental cars available on Lanai.



























Rates are based on 24-hour segments with each island opening and closing its own rental agreement. All Cars are equipped with air-conditioning and automatic transmission.






These rates can only be obtained when purchased through All About Hawaii **PRIOR TO THE START** of your client's tour. Alamo rack rates apply for all extensions. All prices and car models are subject to change without notice.

Partially used or totally unused rentals are nonrefundable beginning the day of departure. Changes, additions or extensions are not allowed by All About Hawaii once travel has commenced! Additional days car rental may be purchased direct through Alamo in Hawaii.

“PREVENT THEFT: REMOVE VALUABLES FROM YOUR RENTAL CAR AND ALWAYS LOCK THE DOORS”.

Car Class	Image	Capacity	Seat Belts	Luggage
Economy Mitsubishi Mirage or similar		 x2  x2	 x4	 x1  x1
Compact Nissan Versa or similar		 x2  x3	 x5	 x1  x1
Midsize Hyundai Elantra or similar		 x3  x2	 x5	 x1  x2
Standard Kia Soul or similar		 x4  x1	 x5	 x2  x2
Fullsize Toyota Camry or similar		 x4  x1	 x5	 x2  x2
Premium Nissan Maxima or similar		 x4  x1	 x5	 x2  x2
Luxury Cadillac XTS or similar		 x4  x1	 x5	 x2  x2
Convertible Ford Mustang or similar		 x2  x2	 x4	 x2
Minivan Dodge Grand Caravan or similar		 x7	 x7	 x3  x2
2 Door Jeep Jeep Wrangler or similar		 x2  x2	 x4	 x1  x2
4 Door Jeep Jeep Wrangler Unlimited or similar		 x2  x3	 x5	 x3  x2

Car Class	Image	Capacity	Seat Belts	Luggage
Midsize SUV Toyota RAV4 or similar		 x4  x1	 x5	 x2  x2
Standard SUV Hyundai Santa Fe or similar		 x5	 x5	 x3  x2
Fullsize SUV Chevrolet Tahoe or similar		 x7	 x7	 x1  x2
Premium SUV Chevrolet Suburban or similar		 x8	 x8	 x4  x3
15 Pax Van Ford Transit Wagon or similar		 x15	 x15	 x5  x2

Car Capacity			Large Luggage	Small Luggage
Adult	Children	Seatbelts		
				

“PREVENT THEFT: REMOVE VALUABLES FROM YOUR RENTAL CAR AND ALWAYS LOCK THE DOORS”.



Terms & Conditions

Renters must be at least 21 years of age at time of rental with a valid driver license and major credit or debit card in the driver's name. Alamo has the right to refuse a customer a car if their driving record is unsuitable to Alamo standards.

Optional Loss Damage Waiver (LDW), Supplemental Liability Insurance (SLI), Personal Accident and Effects Coverage (PAE) and Road Side Assistance Program (RAP) are not included. All parking charges and traffic violations are renter's responsibility.

Reservation: **Driver's name**, must be the **lead name** on car reservations to process correctly!

Security Deposits: **MAJOR CREDIT/DEBIT CARD** in driver's name is required at the time of rental. Credit cards honored are American Express, Diner's Club, MasterCard, VISA, Discover and JCB. Debit cards with the VISA, MasterCard or Discover Card logo are acceptable.

Additional Drivers: The above rates include one (1) additional driver FREE. All other additional drivers will be assessed an additional fee of \$14.99 per day plus tax per additional driver. Additional drivers will be required to present a valid license and credit card in their name at the time of rental. Additional drivers 21-24 will be subject to both the additional driver fee plus the underage fee below.

Minimum Age: Minimum age of each driver is 21 years. A surcharge of \$25.00 plus tax per day per driver applies to all primary or secondary drivers 21-24 years of age. Only one underage driver allowed per rental.

Fuel Policy: Alamo offers two fuel options:

- a.) A full tank of gas can be purchased at the time of rental. The Service is convenient because the renter does not have to worry about taking time to stop and refuel before returning the car (there is no credit for remaining fuel).
- b.) The vehicle is rented with a full tank and the renter is responsible for refueling at the end of the rental. ALAMO provides refueling service at time of return for one-stop, one receipt convenience.

Overtime Charges: There is a 59 minute grace period when returning the rental car. If a customer extends the rental any time after the vehicle has been picked up at the rental location, regardless if an additional voucher is presented, clients will be assessed prevailing Alamo rates. These fees will be payable to Alamo by the customer.

Child Car Seats: State laws require the use of seatbelts and child restraint seats. Seatbelts and child restraint seats can save lives. We urge you to use them. To avoid serious injury or even death, use child restraint seats only in the back seat of the vehicle. Older children who do not use child restraint seats should ride properly buckled-up in the back seat. Alamo offers booster, child and infant seats which should be requested at time of reservation. A fee of \$10.99 plus tax per day with a maximum of \$60.00 per seat will be charged. Infant seats should be requested at time of reservation. In the event the a seat is not returned at the end of the rental, a fee will be assessed to the renter. Rates subject to change without notice.

Specific Models: Are not guaranteed and may not be available on all islands, an equivalent model may be substituted.

Maximum Passengers: Hawaii Law requires all passengers in a vehicle must have a seat belt to use.

International Drivers: Alamo requires a country of origin driver's license to rent to international visitors. If the drivers license is not in English, they will need to provide an international permit, both must be presented at time of check-in.

Driving Areas: Vehicles must be returned to the location from which they were rented or drop-off charges may apply. Driving on unpaved roads voids Collision Damage Waiver (CDW) coverage.

Drop Charges: Drop charges DO NOT apply for Alamo Car Rentals on Hawaii! Arrangements to drop vehicle at another location must be made in advance. If rental does not obtain proper authorization, an unauthorized drop fee will apply.

Additional Items:

COLLISION DAMAGE WAIVER (CDW): CDW contractually waives or limits the renters responsibility for damage to the rental vehicle. Standard Rental Agreement terms and conditions apply. **Current rate is \$31.99 plus tax per day and payable in Hawaii.**

EXTENDED PROTECTION (EP): Unless Extended Protection is included in the tour package by the customer, EP can be purchased at the counter. EP provides the renter and authorized drivers up to an aggregate, single limit liability of \$1,000,000 for claims that may be made by others against the renter and authorized drivers for bodily injury, death and/or property damage arising out of the use or operation of the Alamo rental vehicle. Also included in EP is Uninsured Motorist (UM) benefit up to an aggregate, single limit of \$100,000. UM provides benefits to the rental and any family member related by blood, marriage, or adoption, who, while physically occupying Alamo's rental vehicle when it is being driven by the renter or an authorized driver, suffers bodily injury or death caused by negligent uninsured motorist, negligent underinsured motorists or a negligent hit-and-run drivers. **Current rate is \$14.40 plus tax per day and payable in Hawaii.**

GPS (GLOBAL POSITIONING SYSTEM): GPS navigational systems are available at an additional cost per day and are subject to availability. **Current rate is \$12.99 plus tax per day. \$69.65 plus tax per week. \$179.99 plus tax maximum for longer rentals. GPS rentals are payable in Hawaii.**

ROADSIDE PLUS (RSP): RSP is available at additional cost and payable in Hawaii. RSP is void and of no effect if, at the time of the incident necessitating roadside assistance, the renter (or an Authorized Driver) were in violation of the rental agreement, including, without limitation, the Prohibited Uses and Violations set forth therein. In such cases, roadside assistance will be available, but standard charges may apply. RSP includes the following:

- Key replacement: replacement keys or a locksmith will be sent
- Flat Tire: if the vehicle's spare tire is installed and serviceable, it will be installed to replace a flat tire. If no inflated spare tire is available, the vehicle will be towed in accordance with the towing provision.
- Towing: Towing charges will be covered at no additional cost should the vehicle be inoperable.
- Jump start: A battery boost will be provided in an attempt to start the vehicle.
- Lockout service: If the keys are locked inside the vehicle, service will be sent to gain entrance.
- Fuel delivery: A limited supply of gasoline will be delivered to the vehicle to enable you to reach the nearest open service station. (Up to three gallons or equivalent liters).

Current rate is \$5.99 plus tax per day and payable in Hawaii.

NOW OFFERING **24-HOUR ASSURANCE**

The Alamo 24-hour policy allows tour travelers to remove optional products and return special equipment within 24 hours of rental pick-up without incurring associated fees. Simply return to any Alamo location within the first 24-hours of the rental for the removal of optional products such as:

Coverage – Includes Damage Waiver, Extended Protection, Supplemental Liability, Personal Accident and Roadside Plus.

Change of Equipment – Upgraded vehicles may be returned within 24-hours in exchange for the original car class reserved.

Fuel Service Option – Refueling Options may be removed if the vehicle returns with the correct level of fuel.



Special Equipment – GPS, Toll Pass, Child Safety Seats, Infant Child Seats and Booster Seats can be returned!

Rental Terms, Conditions and Prices are subject to change without notice and may vary by location. Current Tax is 4.712% Oahu and 4.166% for the neighbor islands.

Oahu Locations

-  **Aulani Resort And Spa (HNL72)** **-AUL**
151 Kaiulani Ave • Kapolei , HI 96707-4434 USA
Hours: Sun-Sat: 07:00 am 05:00 pm
Phone: (808)826-6893
-  **Alamo Waikiki Kaiulani (HNL73)** **-KAI**
151 Kaiulani Ave. • Honolulu , HI 96815-3235 USA
Hours: Sun-Sat: 07:00 am 08:00 pm
Phone: (808)826-6893
Fax: (808)926-1896
No shuttle service available.
-  **Honolulu - Airport/Shuttle (HNLO71)** **-HNL**
3055 N Nimitz Hwy • Honolulu, Hawaii 96819 USA
Hours: Sun-Sat: 12:00 am 01:00 am
Sun-Sat: 05:00 am 11:59 pm
Phone: (888)826-6893 ext:MAIN
(808)833-4585 ext:LOCAL
Fax: (808)833-0045
Shuttle Service available Airport to and from Alamo Nimitz location only.
-  **Waikiki – Discovery Bay (HNL71)** **-WKK**
1778 Ala Moana Blvd • Honolulu, HI 96815 USA
Hours: Sun-Sat: 07:00 am 07:00 pm
Phone: (808)947-6112 ext:LOCAL
Fax: (808)947-6115
Shuttle Service available:
Discovery Bay to and from Pier.
Discovery Bay to and from Waikiki.

Maui Locations

-  **Kahului Airport/Shuttle (OGGT71)** **-OGG**
905 East Mokuia Place • Kahului/Maui, HI 96732 USA
Hours: Sun-Sat: 05:00 am 11:30 pm
Phone: (888)826-6893 ext:MAIN
(808)872-1470 ext:LOCAL
Fax: (808)871-2753
-  **Kapalua Airport/Shuttle (JHMO71)** **-JHM**
30 Halawai Dr Ste C • Lahaina , HI 96761 USA
Hours: Sun-Sat: 07:00 am 05:00 pm
Phone: (888)826-6893 ext:MAIN
(808)661-7181 ext:LOCAL
Fax: (808)667-5459

Big Island Locations

 **Hilo Airport (ITOT71)** **-ITO**

Hilo International Airport • 131 Kekuanaoa Place • Hilo, Hawaii 96720 USA

Hours: Sun-Sat: 05:30 am 09:00 pm

Phone: (888)826-6893 ext:MAIN
(808) 961-3343 ext:LOCAL

Fax: (808)935-6329

 **Hilton Waikoloa (KOAR71)** **-WKL**

69-425 Waikoloa Beach Dr. • Waikoloa , HI 96738-5799 USA

Hours: Sun-Sat: 07:30 am 11:30 am & 12:00 pm 4:00 pm

Phone: (808)886-2821 ext:MAIN

Fax: (808)886-1605

 **Kona Intl Airport/Shuttle (KOAT71)** **-KOA**

73-193 A'ulepe Street • Keahole-Kona, HI 96740 USA

Hours: Sun-Sat: 05:30 am 10:30 pm

Phone: (888)826-6893 ext:MAIN
(808)329-8896 ext:LOCAL

Fax: (808)329-2671

Kauai Locations

 **Lihue Airport /Shuttle (LIHT71)** **-LIH**

3276 Ho'olimalima Place • Lihue Airport • Lihue, HI 96766 USA

Hours: Sun-Sat: 05:15 am 10:45 pm

Phone: (808)246-0645 ext:LOCAL
(888)826-6893 ext:MAIN

Fax: (808)246-1187

Molokai Locations

 **Molokai Airport (MKKT71)** **-MKK**

Moloka'i Airport • Building #2 Airport Loop • Hoolehua , HI 96729 USA

Hours: Sun-Sat: 06:00 am 08:00 pm

Phone: (888)826-6893 ext:MAIN
(808)567-6381 ext:LOCAL
(808)871-7905 ext:LOCAL

Fax: (808)567-6351

CRUISE SHIP/PIER SHUTTLE SERVICE

OAHU

Alamo/National Discovery Bay-Waikiki

***Enterprise customers serviced on Sundays until 5pm*

1778 Ala Moana Blvd., Honolulu, HI 96815

Ph: 888-826-6893

Pick-Ups: 8:30 am -7:00 pm Daily

Shuttle runs every hour, on the hour.

Drop-Offs: 8:30 pm - 7:00 pm Daily

Shuttle runs every hour, on the hour.

Enterprise Kakaako (near pier)

677 Ala Moana Blvd. Ste. 100

Honolulu, HI 96813

Ph: 808-536-1555

Please call for pick up (Monday-Friday 8:00-5:30pm)

Saturday -9am - 3pm

Sunday No pick up service

MAUI

Alamo Kahului Airport

905 Mokuea Place

Kahului, HI 96732

Ph: 808-871-6235

No Pier Shuttle Service As of April 1,2017

National Kahului Airport

908 E Mokuea Place

Kahului, HI 96732

Ph: 808-871-8851

No Pier Shuttle Service As of April 1,2017

Enterprise Kahului Airport

740 Kaonawai Place

Kahului, HI 96732

Ph: 808-871-6982

No Pier Shuttle Service As of April 1,2017

Enterprise Sheraton Kaanapali

2605 Kaanapali Parkway, Suite 3

Lahaina, HI 96761

Ph: 808-661-8804

No Pier Shuttle Service As of April 1,2017

Alamo/National

30 Halawai Drive, Suite C

Lahaina, HI 96761

Ph: 808-661-7181

No Pier Shuttle Service As of April 1,2017

KAUAI

Enterprise, Alamo, National Lihue Airport

3276 Hoolimalima Place

Lihue, HI 96766

Ph: 808-246-0645

Pick-Ups: 8:00 am - 11:00 am

Shuttle runs consistently; about a 15-20 min. wait.

Drop-Offs: Shuttle returns every hour on the hour until the ship departs or latest 8:00 pm

BIG ISLAND

Enterprise, Alamo, National Hilo

875 Kanoelehua Avenue

Hilo, HI 96720

Ph: 808-934-0359

Pick-Ups and Drop-Offs: 7:00 am - 5:00 pm daily

Shuttle runs consistently; about a 15-20 min. wait.

Enterprise Kailua-Kona

74-5583 Luhia Street

Kailua-Kona, HI 96740

Ph: 808-331-2509

Please call for pick up.

Alamo Kona

Does not service pier.